

# Gradient Clogging in Depth Filtration

Somalee Datta and S. Redner

Center for Polymer Studies and Department of Physics, Boston University, Boston, MA, 02215

We investigate clogging in depth filtration, in which a dirty fluid is “cleaned” by the trapping of dirt particles within the pore space during flow through a porous medium. This leads to a gradient percolation process which exhibits a power law distribution for the density of trapped particles at downstream distance  $x$  from the input. To achieve a non-pathological clogging (percolation) threshold, the system length  $L$  should scale no faster than a power of  $\ln w$ , where  $w$  is the system width. Non-trivial behavior for the permeability arises only in this extreme anisotropic geometry.

PACS Numbers: 47.55.Kf, 83.70.Hq, 64.60.Ak, 05.40.+j

Depth filtration is a mechanism for separating suspended particles from a carrier fluid by passing it through a porous medium [1–3]. The medium promotes efficient filtering both by increasing the area available for deposition of suspended particles, as well as the exposure time of the suspension to the absorbing surfaces. This mechanism is therefore widely used in a variety of biological, chemical, and engineering separation processes [1]. Depth filtration also raises basic issues in porous media transport, since the medium continuously evolves by its progressive constriction due to particle trapping events. This feedback between flow and structure governs the essential properties of filtration. Each pore blockage results in a small reduction of the filter permeability and ultimately a clogging (percolation) threshold is reached where the permeability vanishes. Previous studies indicated that the permeability vanishes as a power law near the threshold, with an exponent different from that of classical percolation [4,5]. From a practical perspective, filter performance is degraded by particle trapping, so that understanding the trapping rate is of paramount importance.

In this Letter, we formulate a geometrical description for depth filtration which provides intuition for the clogging process and leads to phenomenology outside the realm of classical percolation. Clogging is a gradient-controlled process in which the fraction of blocked bonds has a power-law dependence on longitudinal co-ordinate. Such a distribution should be observable, for example, when opaque particles are passed through a glass bead-pack porous medium [6]. Due to the gradient, clogging is radically different than electrical or mechanical failure in homogeneous media [7], where the formation of breakdown paths does not have a systematic positional bias. In filtration, this gradient leads to an unusual percolation process where the percolation threshold (fraction of open pores) is very close to unity and where the permeability does not have power law behavior.

Of the many microscopic interactions that underlie filtration, we focus on size exclusion [4,8], where a particle of radius  $r_{\text{particle}}$  is trapped within the first pore encountered whose radius satisfies  $r_{\text{pore}} < r_{\text{particle}}$ . This size exclusion is the dominant effect in processes such as gel

permeation in porous media and liquid chromatography. While other influences, such as Van der Waals, hydrodynamic, and electrostatic interactions, *etc.*, may be important, their faithful modeling is complex [1] and makes it difficult to identify the governing mechanism for a given macroscopic property. Our approach is to retain size exclusion as the only trapping mechanism in a geometric modeling of filtration and develop physical intuition for clogging from this idealized description.

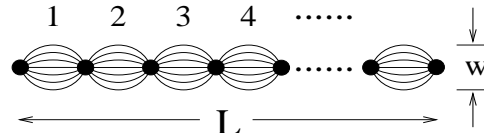


FIG. 1. The bubble model. Each line represents a separate fluid-carrying pore and fluid mixes completely at each node.

We first introduce the quasi one-dimensional “bubble” model to describe filtration. This system consists of  $L$  links in series, in which each link is a parallel bundle of  $w$  bonds and each bond represents a pore (Fig. 1). This model can be viewed as a square lattice in which all perpendicular bonds are “shorted”, so that  $w$  can be identified as the system width. This system was introduced to account for the breaking of fibers [9] and to determine extremal voltages in resistor networks [10]. An appealing feature of this model in the context of percolation is that it exhibits finite-dimensional behavior when  $L$  scales as  $e^w$ . Namely, if each bond is randomly occupied with probability  $p$ , a percolation threshold at a value of  $p_c$  strictly between 0 and 1 arises, and associated critical exponents can be easily computed [10].

To adapt this model to filtration, we posit that each bond has a radius  $r$  drawn from a specified distribution, with volumetric flow rate proportional to  $r^4 \nabla p$  (Poiseuille flow), where  $\nabla p$  is the pressure gradient in the bond. Dynamically neutral suspended particles move through the medium at a rate governed by this local flow. We assume perfect mixing at each node, in which a suspended particle has a flow induced probability proportional to  $r_i^4$  to enter an unblocked bond of radius  $r_i$  in the next downstream bundle. The particles, whose radii

are also drawn from a distribution, are injected singly and tracked until each is trapped or escapes the system. Upon capture, the particle is defined to block the bond completely so that there is no further fluid flow in this bond. More realistically, particle trapping may not completely block a bond, but rather, the permeability should be reduced to a non-zero value. However, this partial blocking has the same asymptotic behavior as in complete blockage, since large-distance properties are governed by the smallest particles for which the state of the already modified pore space is relatively unimportant. After each blockage event, the new flow field is computed to determine the trajectory of the next suspended particle.

This system exhibits three regimes of behavior. For pores typically smaller than particles (subcritical), the particles get trapped almost immediately and rapid clogging ensues. Conversely, for pores typically larger than particles (supercritical), a steady state is eventually reached for a finite length system, in which the smallest pores are blocked and the suspension flows freely through the remaining unblockable pores. These cases can be viewed as corresponding to poor filter performance. At the boundary between these regimes is the critical case, where the particle and pore radius distributions overlap substantially. Here, particle trapping is gradual, with considerable penetration of the medium before clogging is reached. This may be viewed as efficient filtration because of the large number of particles filtered before clogging and the relatively long filter lifetime. Thus both from practical and theoretical perspectives, the critical case is the most interesting.

For simplicity and concreteness, consider a uniform distribution of both particle and bond radii in the range  $[a, b]$ . More general continuous distributions can be straightforwardly treated, but little new qualitative insight emerges. Let us first determine the spatial distribution of trapped particles during filtration. The gradient nature of the trapping process implies that the number of blocked bonds in downstream bubbles remains small, even at the percolation threshold (see Fig. 2). We therefore employ an “unperturbed” approximation in which the initial bond radius distribution is used throughout the clogging process. Within this approximation and assuming Poiseuille flow, the probability that a particle of radius  $r$  gets trapped in a bubble is, for large  $w$ ,

$$P_{<} = \frac{\int_a^r r'^4 dr'}{\int_a^b r'^4 dr'} = \frac{r^5 - a^5}{b^5 - a^5}. \quad (1)$$

(Exact calculation shows that this large- $w$  form is asymptotically correct for  $w \geq 5$ .) Consequently, the probability that this particle gets trapped in the  $n^{\text{th}}$  bubble is

$$P_n = (1 - P_{<})^{n-1} P_{<}, \quad (2)$$

which decays exponentially in  $n$ . Averaging over the distribution of particle radii gives,

$$\begin{aligned} \langle P_n \rangle &= \int_a^b \left(1 - \frac{r^5 - a^5}{b^5 - a^5}\right)^{n-1} \frac{r^5 - a^5}{b^5 - a^5} \frac{dr}{b - a}, \\ &= \frac{1}{5} \frac{(b^5 - a^5)}{(b - a)} \int_0^1 \frac{v(1-v)^{n-1} dv}{[v(b^5 - a^5) + a^5]^{4/5}}, \end{aligned} \quad (3)$$

where  $v = \frac{r^5 - a^5}{b^5 - a^5}$ .

Depending on the lower cutoff  $a$ , there are two different asymptotic behaviors for this trapping probability. If  $a = 0$ , the integral reduces to the beta function [11] and  $\langle P_n \rangle = \Gamma(\frac{6}{5})\Gamma(n)/5\Gamma(n + \frac{6}{5})$ , where  $\Gamma(n)$  is the gamma function, so that  $\langle P_n \rangle \sim 0.1836 \dots n^{-6/5}$  for large  $n$ . Conversely, if  $a \neq 0$ , then the asymptotic behavior of the integral in Eq. (3), which arises from the contribution near the lower limit, becomes

$$\langle P_n \rangle \approx \frac{b^5 - a^5}{5a^4(b - a)} \int_0^1 v(1-v)^{n-1} dv \propto n^{-2}. \quad (4)$$

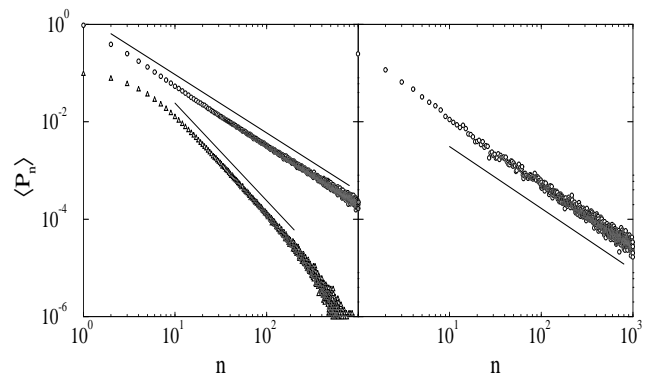


FIG. 2. (a) Trapping probability  $\langle P_n \rangle$  versus  $n$  at the percolation threshold for a bubble model of width  $w = 50$  for coincident and uniform distributions of particle and bond radii. Shown are data, based on  $10^4$  configurations, for  $(a, b) = (0, 1)$  (o) and  $(a, b) = (0.7, 1.0)$  ( $\Delta$ ), with the latter divided by 10 for visualization. The straight lines have slopes  $-6/5$  and  $-2$  respectively. (b) Trapping probability, based on injecting  $4 \times 10^6$  particles into an unperturbed  $500 \times 1000$  square lattice whose axes are oriented at  $45^\circ$  with respect to the average flow, for coincident, uniform particle and bond radius distributions on  $(0, 1)$ . The straight line has slope  $-1.27$ .

From the denominator in the second line of Eq. (3), the crossover between the  $n^{-6/5}$  and  $n^{-2}$  behaviors occurs when  $v(b^5 - a^5) < a^5$ , or equivalently,  $n > n^* = (b/a)^5$ . While the exponents  $6/5$  and  $2$  are specific to the uniform radius distribution and the flow-induced bond entrance probability, the existence of the power law is generic and requires only the overlap of the bond and particle radius distributions. For example, for the Hertz distribution of particle and bond radii,  $p(r) = 2re^{-r^2}$ ,  $\langle P_n \rangle \propto n^{-4/3}$ .

Qualitatively similar behavior for  $\langle P_n \rangle$  occurs in lattice networks. In the spirit of our unperturbed approximation, we focus on the spatial distribution of the initially injected particle. Later particles exhibit nearly the

same spatial distribution of trapping location, but much more time is needed for computing this distribution, since the network permeability must be recalculated after each trapping event. For  $n \gtrsim 10$ , a best fit power law to the data is  $\langle P_n \rangle \sim n^{-\mu}$ , with  $\mu \approx 1.27$  (Fig. 2(b)), fortuitously close to the bubble model exponent.

In the supercritical regime (bonds larger than particles),  $\langle P_n \rangle$  exhibits near-critical behavior, except that some particles can escape from the system. Conversely, in the subcritical regime (bonds smaller than particles), Eq. (3) gives  $\langle P_n \rangle \propto \exp[-n(a^5 - A^5)/(B^5 - A^5)]$ , where  $(a, b)$  and  $(A, B)$  are, respectively, the ranges of the particle and bond radius distributions. As  $a - A \rightarrow 0$ , the decay length  $(B^5 - A^5)/(a^5 - A^5)$  diverges and power law behavior of  $\langle P_n \rangle$  is recovered. It is in this sense that coincident bond and particle radius distributions corresponds to a critical phenomenon.

Let us now determine the number of particles that need to be injected to reach the clogging (percolation) threshold. For the bubble model, this means that all bonds in a single bubble are blocked. Since  $\langle P_n \rangle$  monotonically decreases in  $n$ , the probability that all  $w$  bonds are blocked in the  $n^{\text{th}}$  bubble is non-zero only for small  $n$ . (Numerically, for  $w = 100$ , for example, the probability of blocking in bubble  $n$  is approximately 78.2%, 15.8%, 4.44%, and 1.21% for  $n = 1, 2, 3$ , and 4, respectively.) In the following, we therefore use the approximation that it is only the first bubble that clogs, and that both the particle and bond radius distributions are uniform on  $[0, 1]$ .

We first compute the number of particles that need to be injected into a bond of radius  $0 < r < 1$  before it is blocked [12]. For  $N$  particles, the probability that all have their radii in the range  $[0, r]$  is  $r^N$ . This can be re-interpreted as the probability that the maximum radius among  $N$  particles lies between 0 and  $r$ . Thus  $r^N = \int_0^r P_N(r') dr'$ , with  $P_N(r) = Nr^{N-1}$  the probability density that the maximum radius equals  $r$ . Consequently, the average radius of this largest particle is

$$\langle r \rangle_N = \int_0^1 r P_N(r) dr = \frac{N}{N+1}. \quad (5)$$

Inverting this relation shows that of the order of  $(1-r)^{-1}$  particles need to be injected before a particle of sufficiently large radius enters to block a bond of radius  $r$ .

For a single bubble of  $w \gg 1$  bonds, the number of particles needed to block bonds whose radii are in the range  $[r, r+dr]$  is  $w \frac{dr}{1-r}$ . Consequently, the total number of particles needed to block the bubble is

$$N_c \approx \int_{1/w}^{1-1/w} w \frac{dr}{1-r}. \quad (6)$$

Here we again use Eq. (5) to determine that the largest and smallest bond radii in the bubble are  $r_{\text{max}} \approx 1 - 1/w$  and  $r_{\text{min}} \approx 1/w$ , respectively. The integral is dominated by the upper limit and gives

$$N_c \propto w \ln w. \quad (7)$$

Notice that a naive determination of the threshold from  $N_c \langle P_1 \rangle = w$  gives  $N_c = 6w$ . The logarithmic factor in Eq. (7) arises from the widest bonds for which many particles need to be injected before blocking occurs.

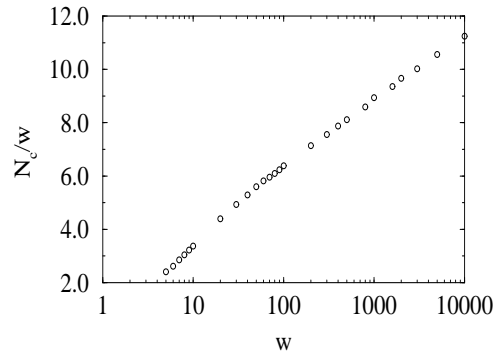


FIG. 3. Number of particles injected at percolation (normalized by  $w$ ) versus  $\ln w$ . The number of configurations is  $10^5$  for  $w < 10^2$ ,  $10^4$  for  $10^2 \leq w \leq 10^3$ , and  $10^3$  for  $w > 10^3$ .

Simulations on the bubble model indicate that this logarithmic  $w$  dependence for  $N_c$  is independent of the precise form of the entrance probability for a particular bond and similar details. Thus if the system size increases isotropically, the percolation threshold  $p_c = 1 - N_c/Lw$  approaches 1, with  $Lw$  is the total number of bonds in the system. To obtain a threshold value less than unity requires exponential anisotropy in which  $L \sim \ln w$ . This result is qualitatively robust with respect to different particle and bond radius distributions. For example, for the Hertz distribution, following analogous computations to those just outlined gives  $N_c \propto w(\ln w)^2$ . For the square lattice, on the other hand, simulations indicate that  $N_c$  is linearly proportional to the system width. This corresponds to a percolation threshold which scales as  $1 - 1/L$ . Thus either  $L$  should be constant, or an alternative relation between the bond and particle radius distributions may be appropriate to define criticality for a finite-dimensional network.

Finally, consider the behavior of the permeability during filtration, for which the bubble model again provides a useful description. From the series geometry of the bubble model, the permeability  $\kappa$  can be written as

$$\kappa = \left[ \sum_{n=1}^L \left( \frac{1}{\kappa_n} \right) \right]^{-1}, \quad (8)$$

where  $\kappa_n$  denotes the permeability of the  $n^{\text{th}}$  bubble. When a single particle is injected, the permeability of the  $n^{\text{th}}$  bubble decreases by  $\delta\kappa_n$ , where the radius-average change in this permeability can be written as

$$\delta\kappa_n = \int_0^1 dr r^4 \left( \frac{r^4}{\int_0^1 r^4 dr} \right) \left( \int_r^1 (1-u^5)^{n-1} du \right). \quad (9)$$

The last factor is the probability that a particle of radius greater than  $r$  reaches the  $n^{\text{th}}$  bubble, the second factor is the probability that this particle enters a bond of radius  $r$  in bubble  $n$ , and the first factor gives the change in  $\kappa_n$  when a bond of radius  $r$  is blocked. From scaling, this integral varies as  $n^{-2}$ , a result which holds for any entrance probability rule which is proportional to the bond permeability. Simulations on the square lattice also clearly show an  $n^{-2}$  dependence for  $\kappa_n$ .

Thus  $\kappa_n \propto w - A/n^2$ , where  $A$  is proportional to the total number of particles injected. Here  $A \rightarrow w$  corresponds to clogging (up to logarithmic factors) so that we identify  $A - w$  with  $p - p_c$ . The inverse permeability now becomes  $\kappa^{-1} \sim \int_1^L dn (w - A/n^2)^{-1}$ . This integral is approximately constant and gives  $\kappa^{-1} \sim L/w$ , except close to clogging. To estimate the integral in this limit, note that for  $n$  close to one, the integrand is dominated by the divergence in the denominator, while for  $n > (A/w)^{1/2}$  the second term in the denominator can be neglected. Splitting the integral according to this prescription gives

$$\kappa^{-1} = \int_1^{n^*} \frac{dn}{w - A/n^2} + \int_{n^*}^L \frac{dn}{w}, \quad (10)$$

with  $n^* = (A/w)^{1/2}$ . The first integral is estimated by defining  $v = wn^2/A$  and treating the resulting slowly varying factor of  $v^{1/2}$  in the numerator as constant compared to the divergent factor  $1/(v-1)$ . We thereby obtain

$$\kappa^{-1} \sim \frac{L}{w} \left[ 1 - \left( \frac{A}{w} \right)^{1/2} \frac{1}{L} \ln \left( \frac{w}{A} - 1 \right) \right], \quad (11)$$

where the correction term in  $\kappa^{-1}$  is manifestly positive near the clogging threshold ( $A \rightarrow w$  from below). This crude estimate shows that the permeability of an isotropic system ( $L \propto w$ ) is essentially unaffected by individual bond blocking events until one bubble is nearly completely blocked, after which  $\kappa$  discontinuously drops to zero. If, however,  $L \sim \ln w$ , then  $\kappa$  decreases logarithmically in  $A - w$ , or  $p - p_c$ .

In summary, depth filtration is a gradient-controlled process for which the bubble model provides a simple geometrical description. For coincident bond and particle radius distributions, the number of particles trapped a distance  $n$  downstream varies as  $n^{-\mu}$ , where  $\mu$  is distribution dependent, but invariably between 1 and 2. From extreme value considerations, the length must scale logarithmically in the system width to have a percolation threshold strictly less than unity. For this geometry, the permeability varies logarithmically in  $(p - p_c)$ . This may explain previous simulation results of a threshold value  $p_c$  close to unity and a permeability rapidly varying in concentration near  $p_c$  [4].

The gradient nature of filtration has ramifications for efficient filter design. A relatively wide system  $w \gg L$  allows a finite fraction of the medium to actually trap

particles, *i.e.*,  $p_c < 1$ . On the other hand, the radius-average probability that a particle escapes a system of length  $L$  vanishes as  $L^{1-\mu}$  for  $\langle P_n \rangle \sim n^{-\mu}$ . Thus a small escape rate and  $p_c$  strictly less than unity – both desired properties of a depth filter – cannot simultaneously be satisfied in a spatially homogeneous medium. A filter with a longitudinally varying local permeability which effectively cancels the gradient in particle trapping may be more appropriate.

We thank J. Koplik and P. L. Krapivsky for helpful discussions and a critical reading of the manuscript. We also gratefully acknowledge NSF grant DMR-9632059 and ARO grant DAAH04-96-1-0114 for financial support.

- 
- [1] C. Tien, *Granular Filtration of Aerosols and Hydrosols* (Butterworths, Boston, 1989); see also C. Tien and A. C. Payatakes, *AIChE J.* **25**, 737 (1979).
  - [2] J. Dodds, G. Baluais and D. Leclerc, in *Disorder and Mixing*, eds. E. Guyon, J.-P. Nadal and Y. Pomeau, (Kluwer, Dordrecht, 1988); D. Houi, in *Hydrodynamics of Dispersed Media*, ed. J. P. Hulin, A. M. Cazabat, E. Guyon and F. Carmona (Elsevier, Amsterdam, 1990); J. H. D. Hampton, S. B. Savage and R. A. L. Drew, *Chem. Engr. Sci.* **48**, 1601 (1993); L. M. Schwartz, D. J. Wilkinson, M. Bolsterli and P. Hammond, *Phys. Rev. B* **47**, 4953 (1993).
  - [3] M. Sahimi, *Rev. Mod. Phys.* **65**, 1393 (1993).
  - [4] A. O. Indakm and M. Sahimi, *Phys. Rev. A* **36**, 5304 (1987); *Phys. Rev. Lett.* **66**, 1169 (1991).
  - [5] M. M. Sharma and Y. C. Yortos, *AIChE J.* **33**, 1637, 1644, 1654 (1987).
  - [6] C. Ghidaglia, E. Guazelli and L. Oger, *J. Phys. D* **24**, 2111 (1991); C. Ghidaglia, L. de Arcangelis, J. Hinch and E. Guazelli, *Phys. Fluids* **8**, 6 (1996).
  - [7] See *e.g.*, L. de Arcangelis, S. Redner and H. J. Herrmann, *J. Phys. Lett.* **46**, L585 (1985); P. M. Duxbury, P. D. Beale and P. L. Leath, *Phys. Rev. Lett.* **57**, 1052 (1986); W. A. Curtin and H. Scher, *Phys. Rev. Lett.* **67**, 2457 (1991).
  - [8] J. Lee and J. Koplik, *Phys. Rev. E* **54**, 4011 (1996). (1997).
  - [9] H. E. Daniels, *Proc. Roy. Soc., Ser. A* **183**, 404 (1945); D. G. Harlow and S. L. Phoenix, *J. Comput. Mater.* **12**, 195 (1978); S. L. Phoenix and R. L. Smith, *J. Appl. Mech.* **103** 75, (1981); D. Sornette and S. Redner, *J. Phys. A* **22**, L619 (1989); P. L. Leath and P. M. Duxbury, *Phys. Rev. B* **49**, 14905 (1994).
  - [10] B. Kahng, G. G. Batrouni, and S. Redner, *J. Phys. A* **20**, L827 (1987).
  - [11] M. Abramowitz and I. A. Stegun, *Handbook of Mathematical Functions* (Dover, New York, 1965).
  - [12] This is a basic exercise in extreme value statistics. See *e.g.*, J. Galambos, *The Asymptotic Theory of Extreme Order Statistics*, (J. Wiley & Sons, New York, 1978).